



APT Satellite Holdings Limited

Stock code: (1045)

2017 Annual Results

Table of Contents



1. Financial Highlights
2. Satellite Fleet
3. Business Prospects
4. Business Overview
5. Satellite Footprints

2017 Annual Results

FINANCIAL HIGHLIGHTS

Financial Highlights



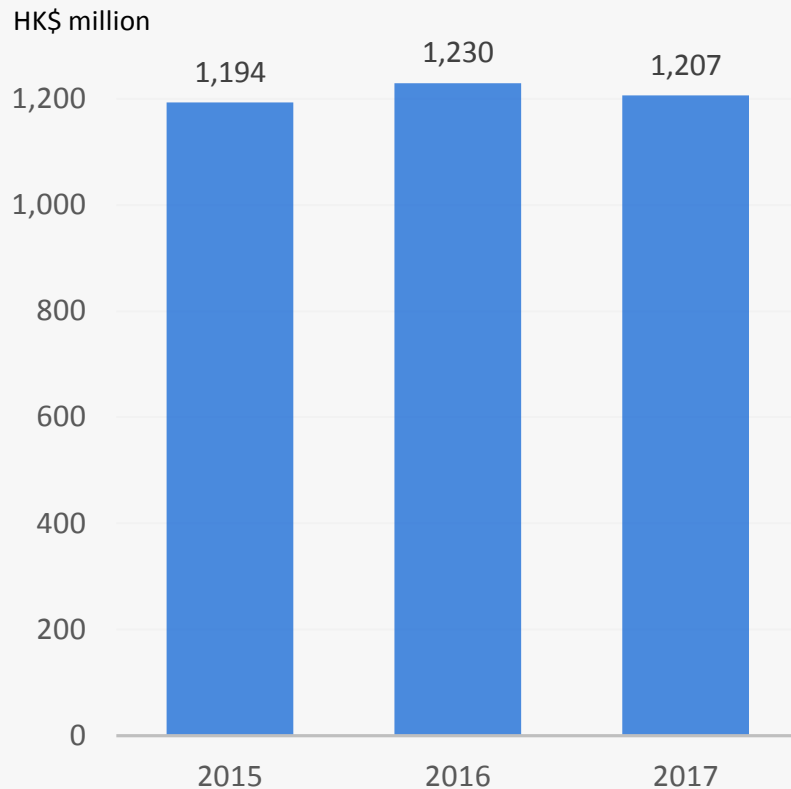
	2017 (HK\$ M)	2016 (HK\$ M)	Change (%)
Revenue	1,207	1,230	-1.8%
Profit Attributable to Equity Shareholders	505	493	+2.2%

Dividend

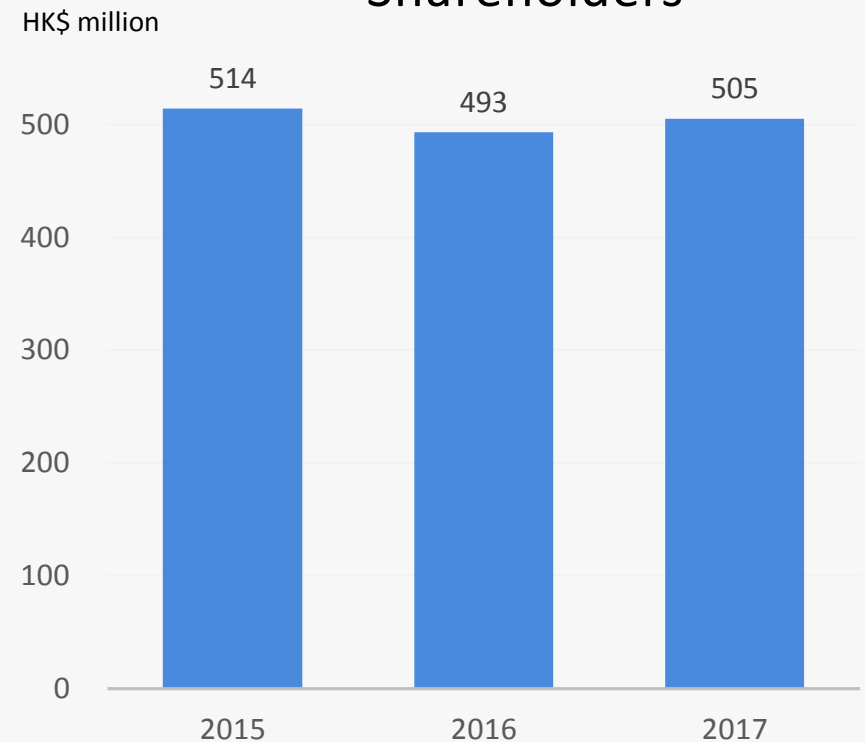
The Board has resolved to declare a final dividend of HK10.50 cents per share for the financial year ended 31 December 2017.

Annual Results

Revenue



Profit Attributable to Equity Shareholders

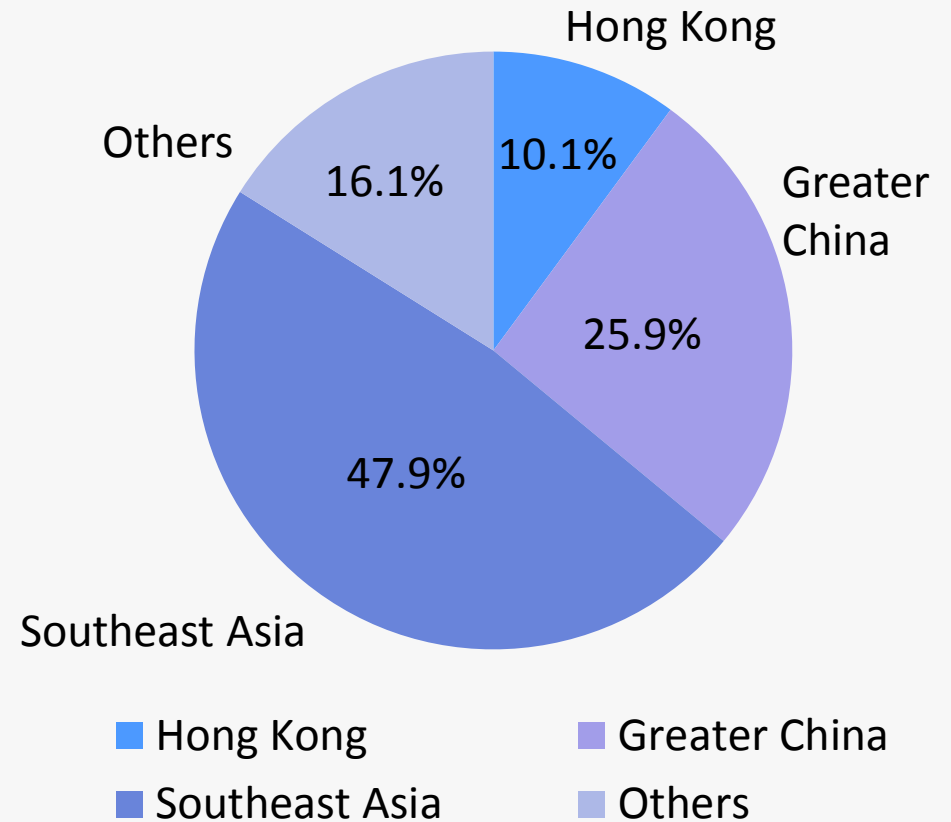
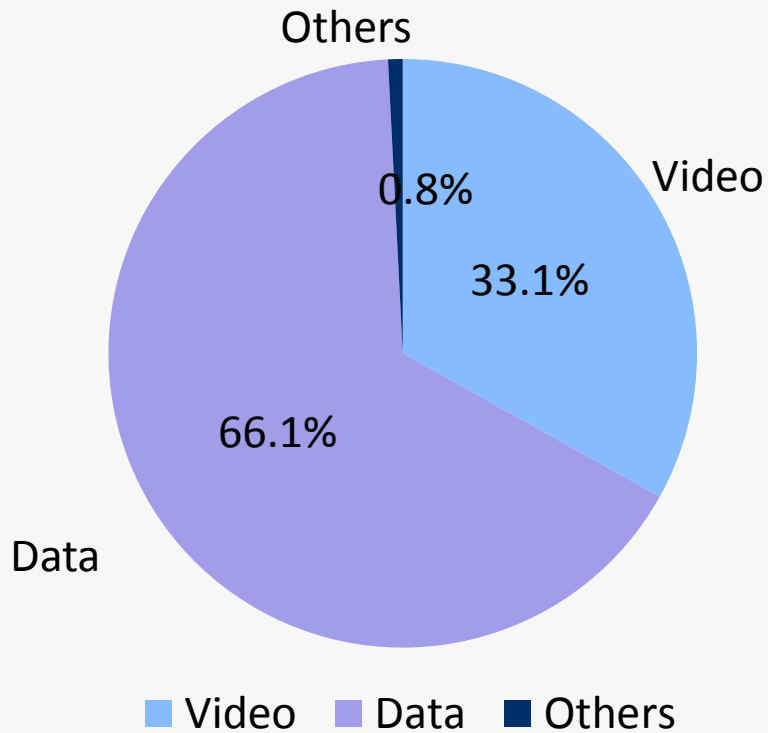


Consolidated Statement of Profit or Loss



(HK\$ million)	2017	2016	% Change
Revenue	1,207	1,230	-1.8%
Cost of Services	(467)	(493)	-5.2%
Gross Profit	740	737	+0.4%
Other Net Income	19	14	+31.5%
Valuation Gain on Investment Properties	1	-	+100%
Administrative Expenses	(122)	(119)	+2.7%
Profit from operations	638	632	+0.9%
Fair Value Changes on Financial Instruments	(16)	(16)	-
Financial Costs	-	(9)	-100%
Profit Before Taxation	622	607	+2.4%
Income Tax	(117)	(114)	+3.1%
Profit Attributable to Equity Shareholders	505	493	+2.2%
Basic & Diluted Earnings per share (HK\$ cents)	54.20cents	52.92cents	+2.4%

Turnover Breakdown



Note: Greater China includes Mainland China, Taiwan, Macau but excludes Hong Kong

Financial



Asset & Liabilities	2017 (HK\$ million)	2016 (HK\$ million)
Total Assets	7,326	6,463
Total Liabilities	2,025	1,614

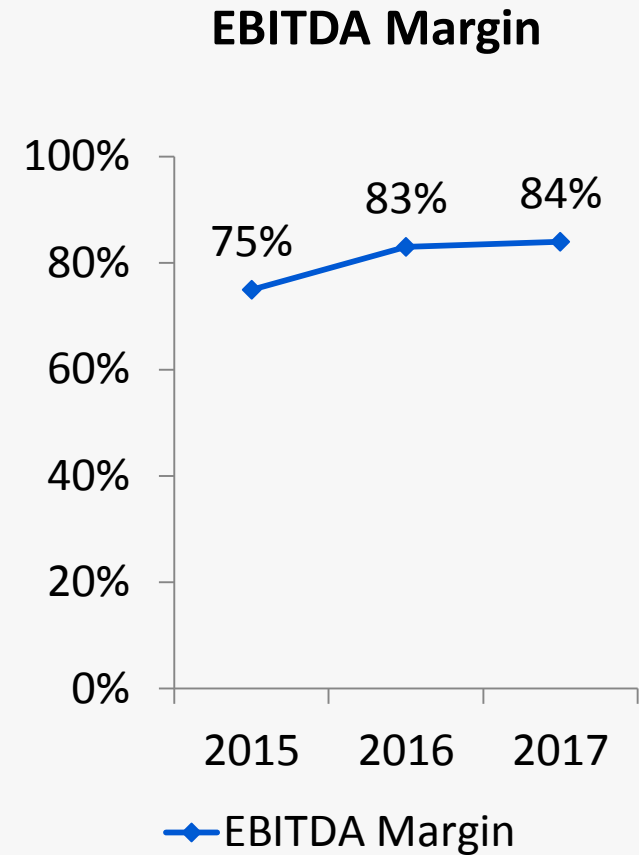
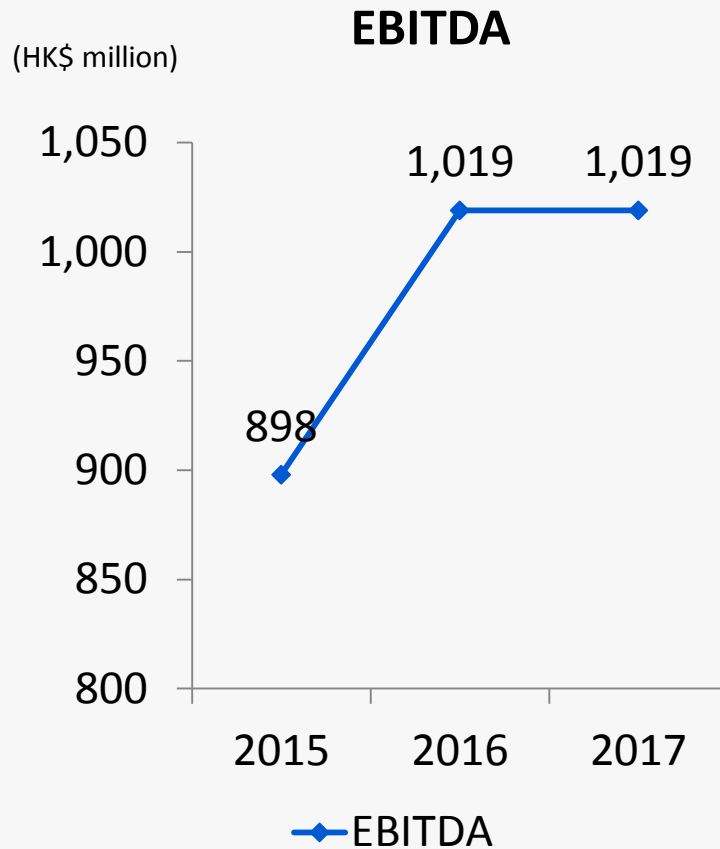
Cash

Free Cash	967	803
-----------	-----	-----

Capital Commitment

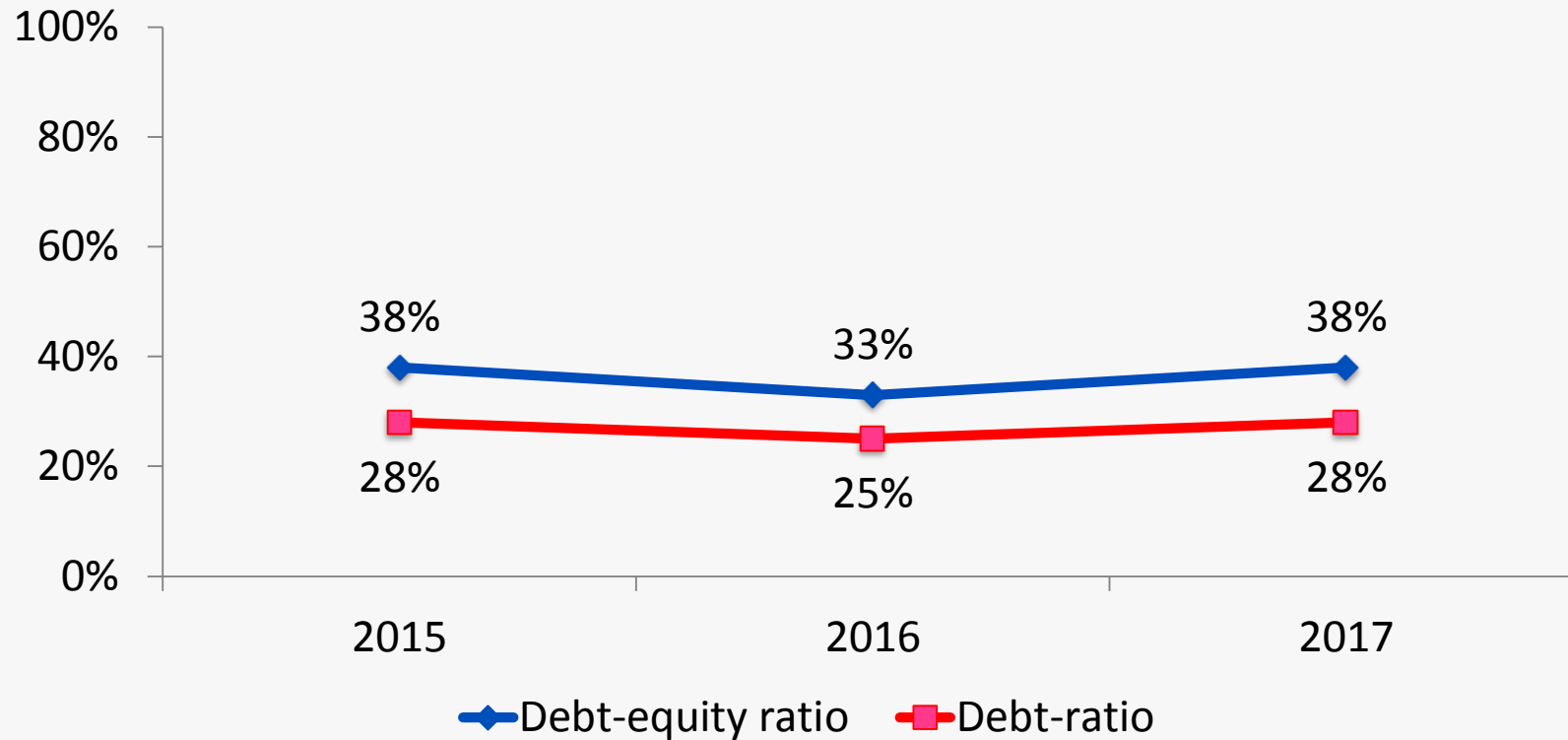
Contracted for	913	1,781
Authorised but not contracted for	195	195
	<u>1,108</u>	<u>1,976</u>

Key Financial Metrics



Key Financial Metrics

Gearing



SATELLITE FLEET

Satellite Fleet & Utilisation Rate



	Launch	Platform	C-band	Ku-band	Orbital Slot
APSTAR-5	2004	FS1300	38 (20)	16 (9)	138E
APSTAR-6	2005	Spacebus 4000C2	38	12	134E
APSTAR-7	2012	Spacebus 4000C2	28	28	76.5E
APSTAR-9	2015	DFH-4	32	14	142E

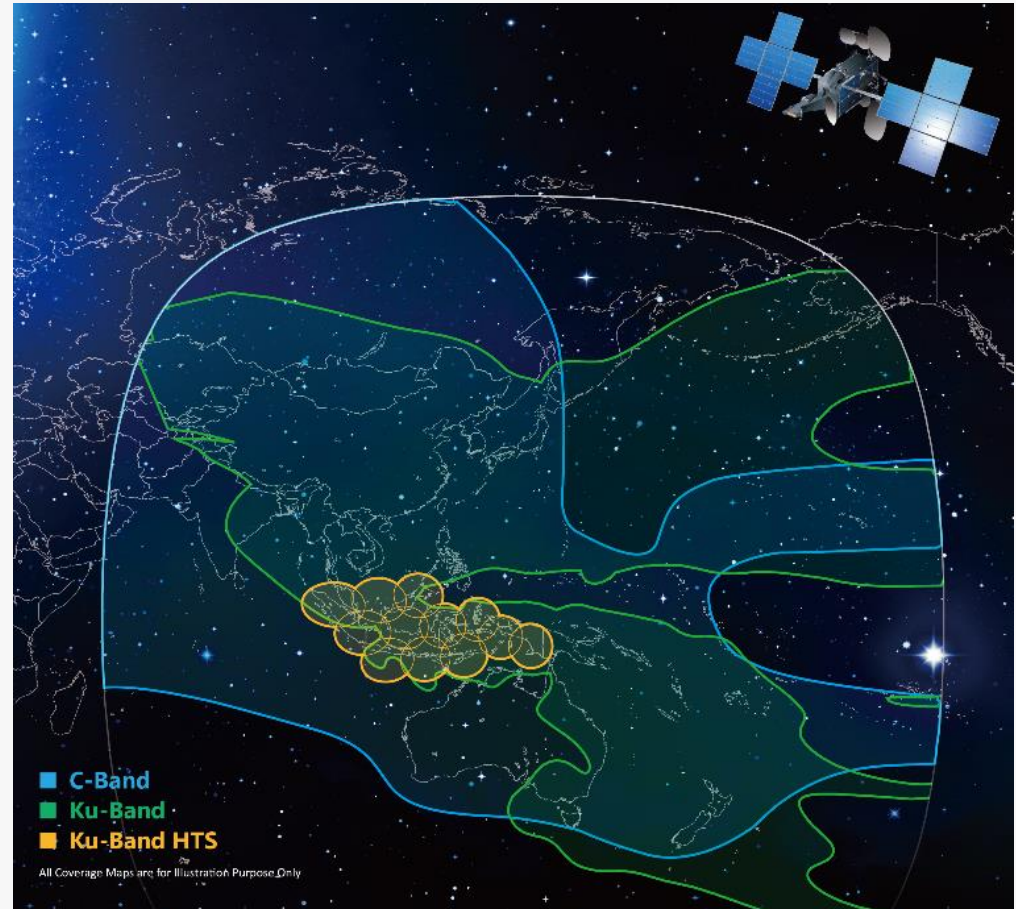
181 available transponders (as of December 2017)

- Our footprint covers 75% of world's population
- Overall average utilisation rate was 75.9%
- APSTAR-5C and APSTAR-6C are under construction and will be launched in 2018.

New Satellite: APSTAR-5C

APSTAR-5C

- Kicked off in Dec 2015
- APT holds 57.47% interests
- To replace APSTAR 5 satellite with expanded coverage and capacity
- Total 63 C, Ku and Ka-band transponders
- Ku-band HTS (high throughput satellite) capacity to serve South East Asia region
- Will be launched in third quarter of 2018



New Satellite: APSTAR-6C

APSTAR-6C

- Kicked off in Oct 2015
- To replace APSTAR 6 satellite with expanded coverage and capacity
- Total 45 C, Ku and Ka-band transponders
- Satellite has been shipped to Xichang launch site
- Target to launch in second quarter of 2018



New Satellite: APSTAR-6D

APSTAR-6D

- The satellite is developed by the Group's joint venture in Mainland China
- As at 31 December 2017, APT (Shenzhen) has paid RMB300,000,000, to the joint venture, representing 50% of its committed contribution.
- APSTAR-6D is a sister satellite of APSTAR-6C and will operate in the same orbit slot of APSTAR-6C
- Ku-band full HTS (high throughput satellite)
- Optimized to serve the fast growing satellite mobility and broadband application
- The "First of its kind" satellite in China and Asia Pacific Region
- Will be launched in 2019



BUSINESS PROSPECTS

Business Prospects



- Looking forward to the whole year of 2018, the market competition of the satellite industry will be fierce.
- Nevertheless, the transponder utilisation rates of the Group's satellites, APSTAR-5, APSTAR-6, APSTAR-7 and APSTAR-9, as the premium satellite resources, will continue to be at satisfactorily high level.
- The High Throughput Satellite (HTS) capacity on APSTAR 5C will fulfil the demand in South East Asia, which is one of Group's key market, to provide broadband network services .
- The launch of APSTAR 6C and APSTAR 5C will expand Group's satellite capacity and coverage, and strengthen the Group's ability of sustained and stable growth.

BUSINESS OVERVIEW

Customer Portfolio



600+ TV Channels on APSTAR

The grid contains logos for numerous international television networks, including:

- USA:** Discovery Channel, AXN, RTL CBS, BabyFirst, NBC Universal, BBC, ZEE TV, Z Studio, CNN, Fox Crime, AMC, History, MTV, Nickelodeon, Disney Channel, ESPN, ESPN2, ESPN3, ESPN4, ESPN5, ESPN6, ESPN7, ESPN8, ESPN9, ESPN10, ESPN11, ESPN12, ESPN13, ESPN14, ESPN15, ESPN16, ESPN17, ESPN18, ESPN19, ESPN20, ESPN21, ESPN22, ESPN23, ESPN24, ESPN25, ESPN26, ESPN27, ESPN28, ESPN29, ESPN30, ESPN31, ESPN32, ESPN33, ESPN34, ESPN35, ESPN36, ESPN37, ESPN38, ESPN39, ESPN40, ESPN41, ESPN42, ESPN43, ESPN44, ESPN45, ESPN46, ESPN47, ESPN48, ESPN49, ESPN50, ESPN51, ESPN52, ESPN53, ESPN54, ESPN55, ESPN56, ESPN57, ESPN58, ESPN59, ESPN60, ESPN61, ESPN62, ESPN63, ESPN64, ESPN65, ESPN66, ESPN67, ESPN68, ESPN69, ESPN70, ESPN71, ESPN72, ESPN73, ESPN74, ESPN75, ESPN76, ESPN77, ESPN78, ESPN79, ESPN80, ESPN81, ESPN82, ESPN83, ESPN84, ESPN85, ESPN86, ESPN87, ESPN88, ESPN89, ESPN90, ESPN91, ESPN92, ESPN93, ESPN94, ESPN95, ESPN96, ESPN97, ESPN98, ESPN99, ESPN100.
- Europe:** Zcafé, EBU, Syfy, HBO Hits, Disney Junior, Syfy, Sony, Discovery, RTL CBS, BabyFirst, NBC Universal, BBC, ZEE TV, Z Studio, CNN, Fox Crime, AMC, History, MTV, Nickelodeon, Disney Channel, ESPN, ESPN2, ESPN3, ESPN4, ESPN5, ESPN6, ESPN7, ESPN8, ESPN9, ESPN10, ESPN11, ESPN12, ESPN13, ESPN14, ESPN15, ESPN16, ESPN17, ESPN18, ESPN19, ESPN20, ESPN21, ESPN22, ESPN23, ESPN24, ESPN25, ESPN26, ESPN27, ESPN28, ESPN29, ESPN30, ESPN31, ESPN32, ESPN33, ESPN34, ESPN35, ESPN36, ESPN37, ESPN38, ESPN39, ESPN40, ESPN41, ESPN42, ESPN43, ESPN44, ESPN45, ESPN46, ESPN47, ESPN48, ESPN49, ESPN50, ESPN51, ESPN52, ESPN53, ESPN54, ESPN55, ESPN56, ESPN57, ESPN58, ESPN59, ESPN60, ESPN61, ESPN62, ESPN63, ESPN64, ESPN65, ESPN66, ESPN67, ESPN68, ESPN69, ESPN70, ESPN71, ESPN72, ESPN73, ESPN74, ESPN75, ESPN76, ESPN77, ESPN78, ESPN79, ESPN80, ESPN81, ESPN82, ESPN83, ESPN84, ESPN85, ESPN86, ESPN87, ESPN88, ESPN89, ESPN90, ESPN91, ESPN92, ESPN93, ESPN94, ESPN95, ESPN96, ESPN97, ESPN98, ESPN99, ESPN100.
- Asia:** Discovery Channel, AXN, RTL CBS, BabyFirst, NBC Universal, BBC, ZEE TV, Z Studio, CNN, Fox Crime, AMC, History, MTV, Nickelodeon, Disney Channel, ESPN, ESPN2, ESPN3, ESPN4, ESPN5, ESPN6, ESPN7, ESPN8, ESPN9, ESPN10, ESPN11, ESPN12, ESPN13, ESPN14, ESPN15, ESPN16, ESPN17, ESPN18, ESPN19, ESPN20, ESPN21, ESPN22, ESPN23, ESPN24, ESPN25, ESPN26, ESPN27, ESPN28, ESPN29, ESPN30, ESPN31, ESPN32, ESPN33, ESPN34, ESPN35, ESPN36, ESPN37, ESPN38, ESPN39, ESPN40, ESPN41, ESPN42, ESPN43, ESPN44, ESPN45, ESPN46, ESPN47, ESPN48, ESPN49, ESPN50, ESPN51, ESPN52, ESPN53, ESPN54, ESPN55, ESPN56, ESPN57, ESPN58, ESPN59, ESPN60, ESPN61, ESPN62, ESPN63, ESPN64, ESPN65, ESPN66, ESPN67, ESPN68, ESPN69, ESPN70, ESPN71, ESPN72, ESPN73, ESPN74, ESPN75, ESPN76, ESPN77, ESPN78, ESPN79, ESPN80, ESPN81, ESPN82, ESPN83, ESPN84, ESPN85, ESPN86, ESPN87, ESPN88, ESPN89, ESPN90, ESPN91, ESPN92, ESPN93, ESPN94, ESPN95, ESPN96, ESPN97, ESPN98, ESPN99, ESPN100.
- Latin America:** Discovery Channel, AXN, RTL CBS, BabyFirst, NBC Universal, BBC, ZEE TV, Z Studio, CNN, Fox Crime, AMC, History, MTV, Nickelodeon, Disney Channel, ESPN, ESPN2, ESPN3, ESPN4, ESPN5, ESPN6, ESPN7, ESPN8, ESPN9, ESPN10, ESPN11, ESPN12, ESPN13, ESPN14, ESPN15, ESPN16, ESPN17, ESPN18, ESPN19, ESPN20, ESPN21, ESPN22, ESPN23, ESPN24, ESPN25, ESPN26, ESPN27, ESPN28, ESPN29, ESPN30, ESPN31, ESPN32, ESPN33, ESPN34, ESPN35, ESPN36, ESPN37, ESPN38, ESPN39, ESPN40, ESPN41, ESPN42, ESPN43, ESPN44, ESPN45, ESPN46, ESPN47, ESPN48, ESPN49, ESPN50, ESPN51, ESPN52, ESPN53, ESPN54, ESPN55, ESPN56, ESPN57, ESPN58, ESPN59, ESPN60, ESPN61, ESPN62, ESPN63, ESPN64, ESPN65, ESPN66, ESPN67, ESPN68, ESPN69, ESPN70, ESPN71, ESPN72, ESPN73, ESPN74, ESPN75, ESPN76, ESPN77, ESPN78, ESPN79, ESPN80, ESPN81, ESPN82, ESPN83, ESPN84, ESPN85, ESPN86, ESPN87, ESPN88, ESPN89, ESPN90, ESPN91, ESPN92, ESPN93, ESPN94, ESPN95, ESPN96, ESPN97, ESPN98, ESPN99, ESPN100.

Services



Media

Video distribution & broadcast
Direct to home TV
Content contribution

Broadband

Cellular backhaul
Enterprise network
IP access

Mobility

Maritime broadband
Inflight broadband
land mobile on the move



Broadcasting & Uplink Services

TV broadcast play-out & uplink
DTH platform
TV turnaround services

Network Services

VSAT network
Teleport services

Data Center Services

Rack & Server Hosting
Cloud Management Service
Data Center Operation
IP Gateway Transit

Ground Facilities

Satellite Control Centre

Control & monitor 5 satellites
7x24 TTC function

Satellite Access Centre

Carrier Signal monitoring (CSM)
Transponder spectrum management
Customer technical support



Network Operation Centre

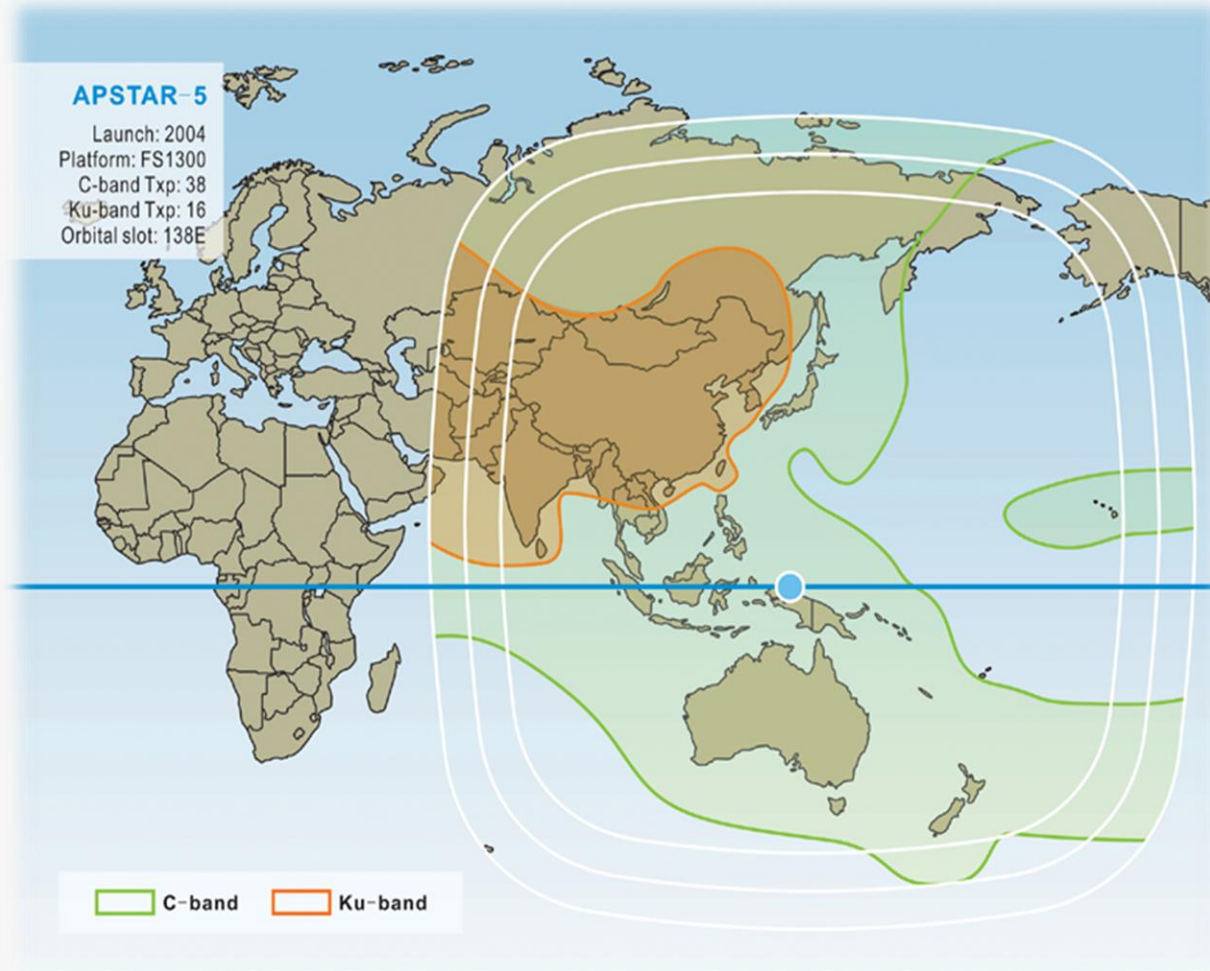
VSAT network
IP trucking services
Data center / colocation services

TV Broadcast Centre

Digital TV playout / DVB platform
Uplink / Turnaround
Occasional use (OU) services

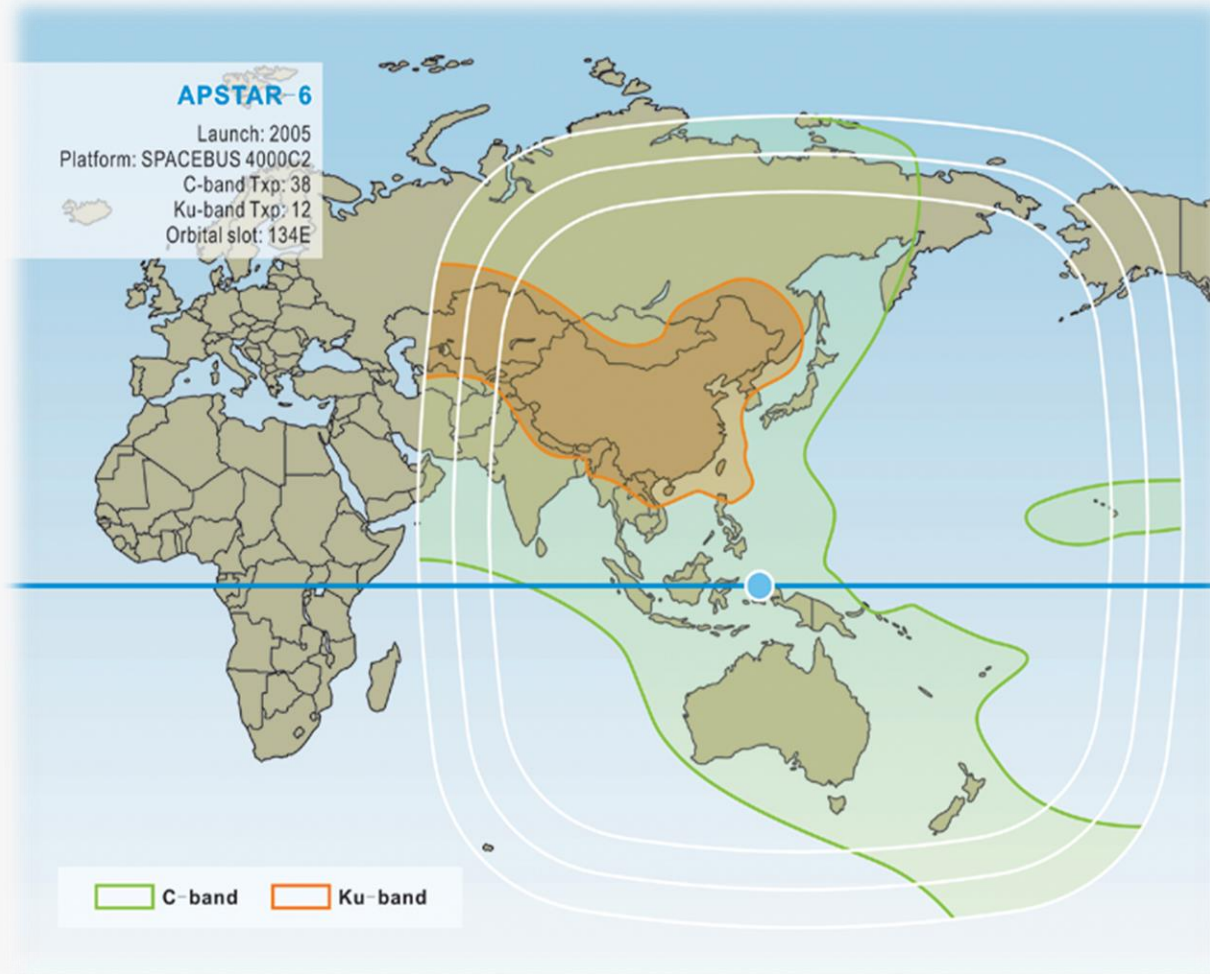
SATELLITE FOOTPRINTS

APSTAR-5



SS/LORAL FS1300	
C-band	38
C-Coverage	Asia Oceania, Pacific island, Hawaii
C-EIRP	33-41dBW
Ku-band	16
Ku-EIRP	45-59dBW
Ku-coverage	China, Mongolia, Korea, India
Obit	138E

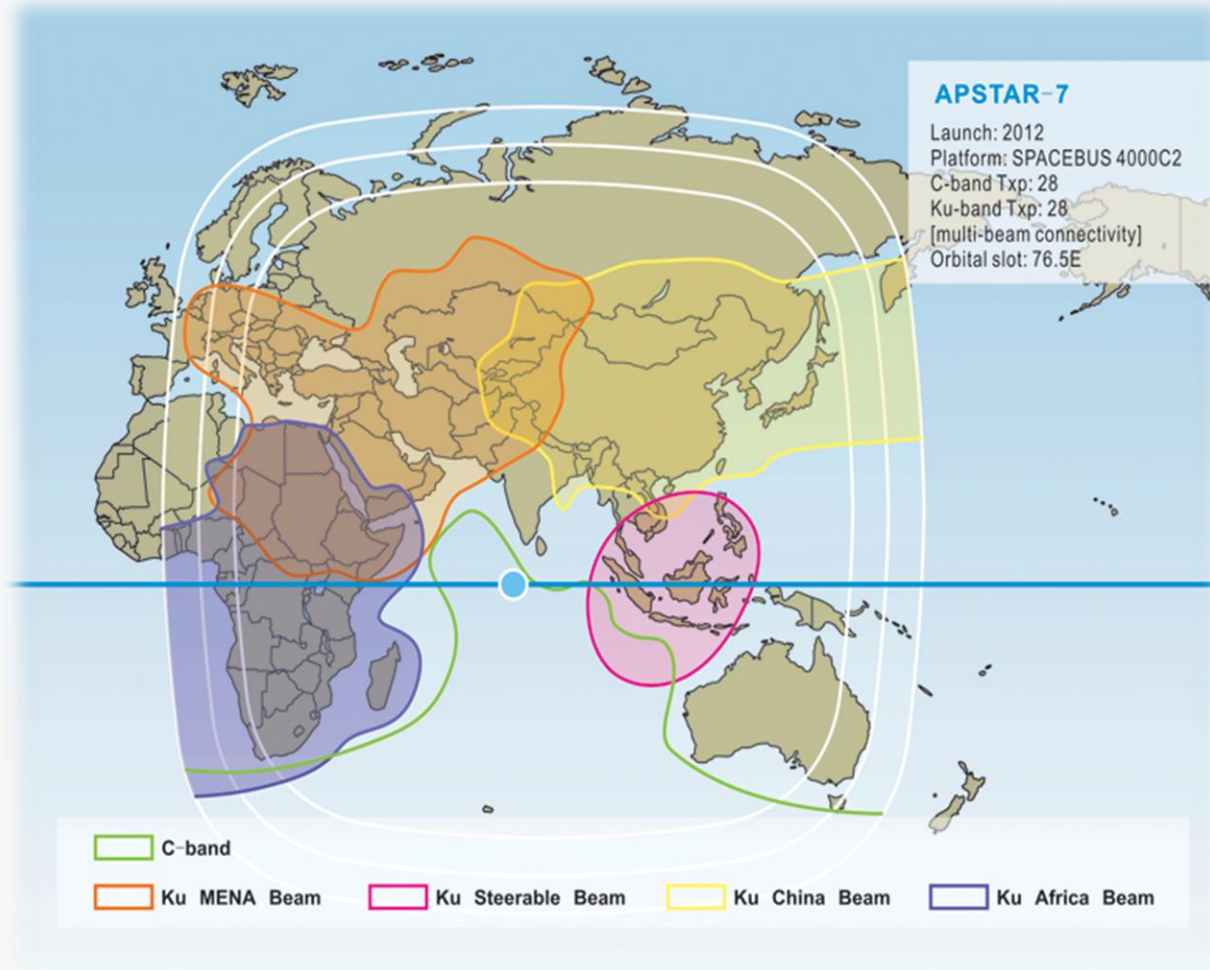
APSTAR-6



TAS SPACEBUS 4000C2

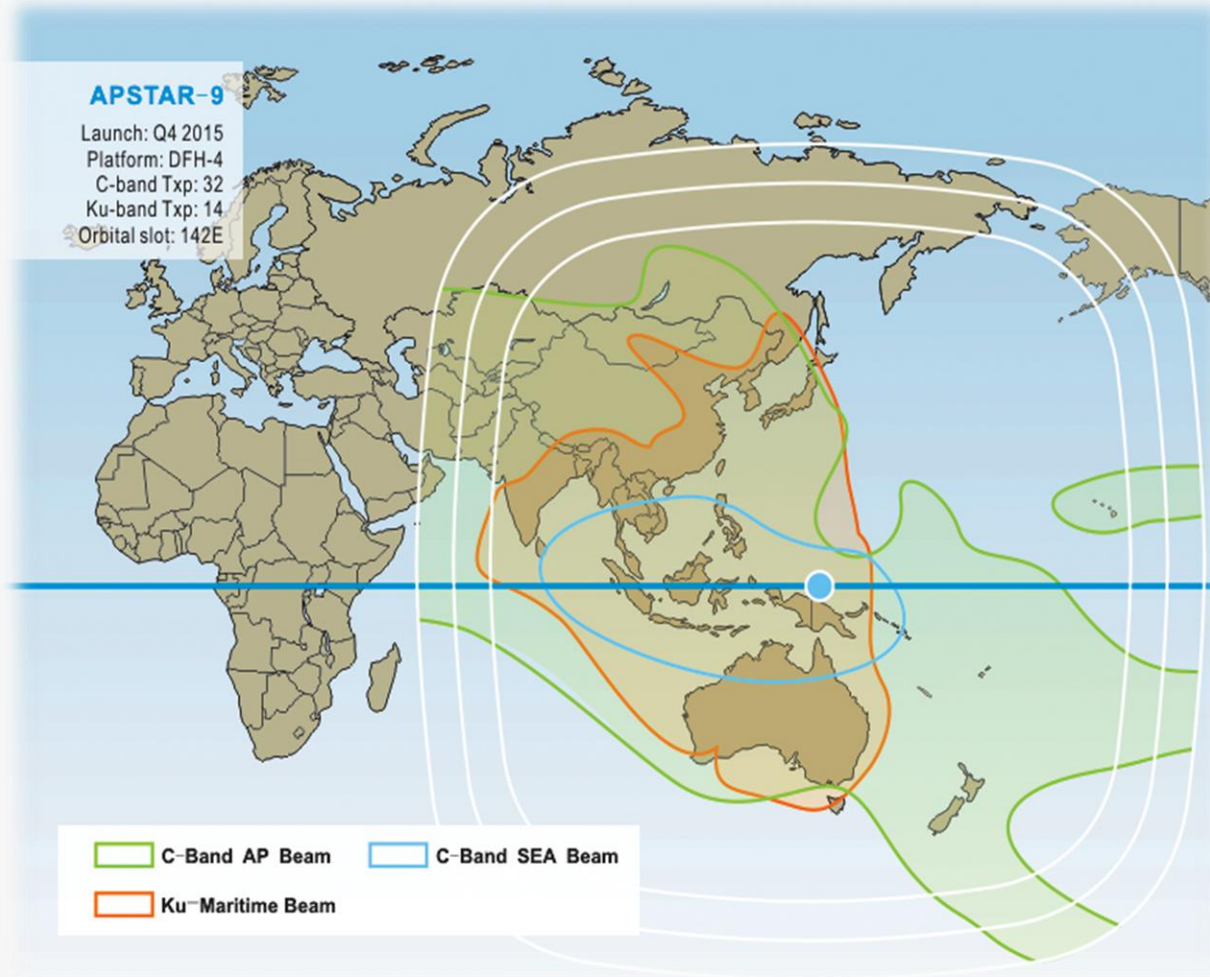
C-band	38
C-Coverage	Asia Oceania, Pacific island, Hawaii
C-EIRP	33-42dBW
Ku-band	12
Ku-EIRP	46-59dBW
Ku-coverage	China
Obit	134E

APSTAR-7



TAS SPACEBUS 4000C2	
C-band	28
C-Coverage	Asia, Australia, Europe, Africa
C-EIRP	32-41dBW
Ku-band	28
Ku-EIRP	45-56dBW
Ku-coverage	China, Middle East, Africa, steerable beam
Obit	76.5E

APSTAR-9



DFH-4	
C-band	32
C-Coverage	China, Asia Oceania, Pacific island, Hawaii
C-EIRP	33-42dBW
Ku-band	14
Ku-EIRP	46-59dBW
Ku-coverage	Southeast Asia
Obit	142E

Disclaimer



These materials have been prepared by APT Satellite Holdings Limited (“APT”) solely for information use during its presentation. It may not be reproduced or redistributed to any other person without the permissions from APT. By attending this presentation, you are agreeing to be bound by the foregoing restrictions.

It is not the intention to provide, and you may not rely on these materials as providing, a complete or comprehensive analysis of the company’s financial or trading position or prospects. The information and opinions in these materials are provided as at the date of this presentation and are subject to change without notice. None of the Company nor any of its respective affiliates, advisors or representatives shall have any liability whatsoever (in negligence or otherwise) for any loss howsoever arising from any use of these materials.

The information in this material contains certain forward-looking statements. These include statements regarding outlook on future development schedules, business plans and expectations of capital expenditures.

These statements are based on current expectations that involve a number of risks and uncertainties which could cause actual results to differ from those anticipated by the Company.

The materials and information in the presentations and other documents are for informational purposes only, and are not an offer or solicitation for the purchases or sale of any securities or financial instruments or to provide any investment service or investment advice.



APT Satellite Holdings Limited

Investor Relations

ir@apstar.com

+852 2600 2100

22 Dai Kwai Street, Tai Po Industrial Estate, Tai Po, New Territories, Hong Kong



APSTAR-5C 6C 6D
NEW Capacities
2018 & 2019